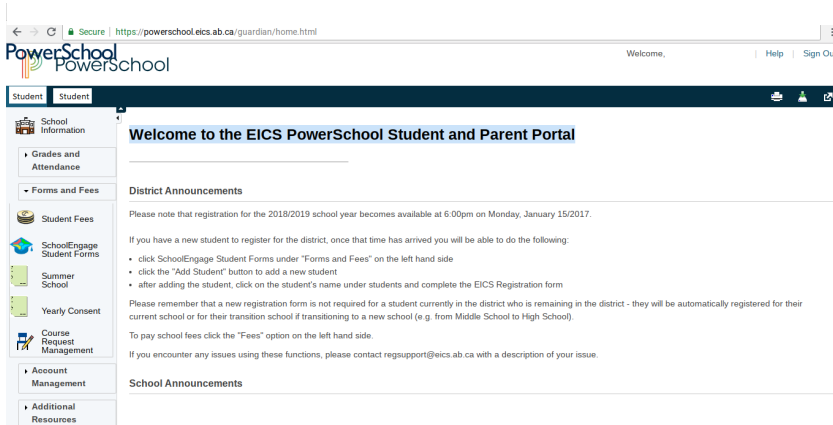
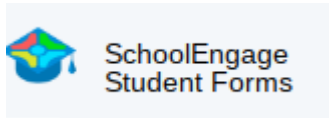


How to find Medical forms

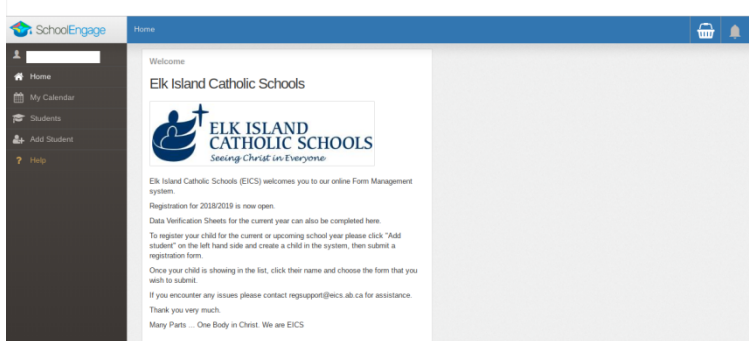
Log into your PowerSchool account <https://eics.powerschool.com/>



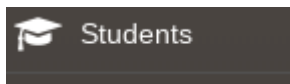
Select the School Engage Student Forms



This opens a new screen for School Engage.

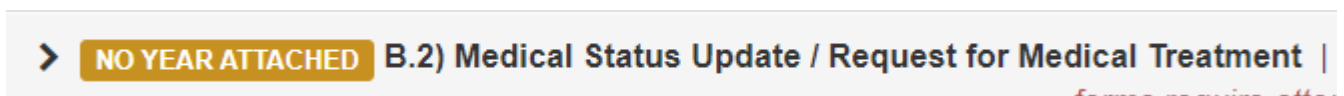


Select Students



A drop down menu will open. Then **select your student**. On the right side of the screen you will see a forms section. **Select Medical Status Update/Request for Medical Treatment**.

For any medication that is kept at the school (in the office or student's backpack) you will need to complete and submit the Medical Status Update/Request for Medical Treatment form.



Once the form has been submitted, it will be processed by the office administrator.